

Description

Panel mounting Ex ec, 4/20mA loop-powered digital indicators which display the input current in engineering units.

Model	Mounting	Digits	Enclosure material	Panel cut-out
BA307SE	Panel mounting	4 x 15mm high	316 SS	90.0+0.5/-0 x 43.5 +0.5/-0mm
BA327SE		5 x 12.7mm high & bargraph		

Increased safety 'Ex ec' and dust ignition protection by enclosure 'tc'

Both models have IECEx, ATEX, UKEX and North American gas and dust certification

Code:

II 3 G Ex ec ic IIC T5 Gc
 II 3 D Ex tc ic IIIC T80°C Dc
 -40°C ≤ Tamb ≤ +70°C

Parameters

See certificates or full instruction manual

Special conditions for safe use of both models

For Ex ec, the instrument must be installed within an Ex e or Ex pzc panel enclosure.

For Ex tc, the instrument must be installed within an Ex tc panel enclosure.

For all installations, the instrument must be powered from a limited energy circuit and the vents located on the back of the instrument must not be obstructed.

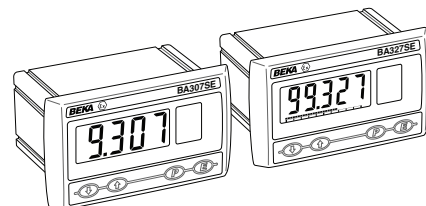
For instruments designated for type of protection pressurized equipment, the supply circuit shall be rated for a prospective short circuit current of not more than 10kA.

The equipment must be installed in a panel that maintains at least one of the following types of protection:

Ex e IIC Gc -40°C ≤ Ta ≤ +70°C.

Ex pzc IIC Gc -40°C ≤ Ta ≤ +70°C.

Ex tc IIIC Dc -40°C ≤ Ta ≤ +70°C with an enclosure meeting the requirements of either: IP5X for Groups IIIB & IIIA or IP6X for Group IIIC applications.



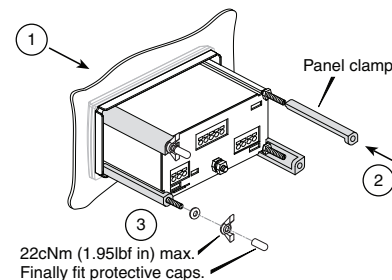
**Essential Health and Safety requirements
for BA307SE and BA327SE
loop powered 4/20mA indicators**

UK

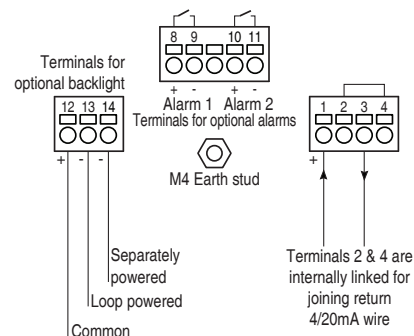
Issue 1
10th June 2024

BEKA associates Ltd. Old Charlton Rd, Hitchin, Hertfordshire,
 SG5 2DA, UK Tel: +44(0)1462 438301 e-mail: sales@beka.co.uk
 web: www.beka.co.uk

Installation & connections for both models



See full instruction manuals for dimension



Repair

No attempt should be made to repair a faulty BA307SE or BA327SE. Suspect units should be returned to BEKA associates or your local agent.

Disposal

BA307SE or BA327SE's should be correctly disposed of, not in household rubbish

EU Declaration of Conformity

This declaration of conformity for electrical apparatus is issued under the sole responsibility of the manufacturer.

Description of electrical apparatus

The BA307SE is a 4 digit and the BA327SE is a 5 digit, 4/20mA loop powered indicator housed in a rugged panel mounting stainless steel enclosure. Both are Ex ec and Ex tc certified for use in Zone 2 and 22.

Manufactured by

BEKA associates Ltd, Old Charlton Road, Hitchin, Herts. UK. SG5 2DA

Council Directives this equipment complies with:

2014/34/EU (ATEX Directive)

Relating to equipment and protective systems intended for use in potentially explosive atmospheres.

Provisions of the Directive fulfilled by the equipment:

Ex Group II Category 3G
 Ex ec ic IIC T5 Gc -40°C ≤ Ta ≤ +70°C

Group II Category 3D
 Ex tc ic IIIC T80°C Dc -40°C ≤ Ta ≤ +70°C

Notified Body for EU-Type Examination and production

INTERTEK ITALIA SPA 2575
 Via Guido Miglioli, 2/A 20063
 Cernusco sul Naviglio (MI) Italy.

ITS-I 22 ATEX 24494X
 issue R.0 dated 2/05/2023

Compliant with standards:

EN IEC 60079-0:2018;
 EN IEC 60079-7:2015+A1:2018;
 EN 60079-11:2012 and EN 60079-31:2014

2014/30/EU (EMC Directive)

Standards used:
 EN 61326-1:2021

2011/65/EU (RoHS Directive) relating to hazardous substances in electronic and electrical equipment.

2015/863/EU additional substances added by amending Annex II to Directive 2011/65/EU as regards the list of restricted substances.

CE mark first affixed in 2023

Authorised Signatory: Issue 1 19th Sept 2023

Olivier Lebreton CEng MIET
 Managing Director



Manuals, certificates and datasheets can be downloaded from
https://www.beka.co.uk/307se_327se