

The BA504G-SS-PM loop powered 4/20mA indicator is a rugged, general purpose panel mounting instrument with a large 4 digit display. It has an impact resistant IP66 stainless steel front which maintains the integrity of the panel enclosure in which it is mounted.

Main application of the BA504G-SS-PM is to display a measured variable in engineering units within a harsh process area. The zero and span of the display are independently adjustable allowing the indicator to be calibrated to display any linear variable represented by the 4/20mA signal. Root extraction and an adjustable sixteen segment lineariser enable flow and variables such as tank levels to be shown in linear engineering units. For weighing applications a tare function is included.

The large 34mm high 4 digit display provides maximum contrast and has a very wide viewing angle, thus the BA504G-SS-PM indicator is easily read in most lighting conditions. An optional backlight is available for installations in poorly illuminated areas. The four digit display, with three decimal points and a negative sign, may be configured to display any variable between -9999 and 9999.

IP66 and impact protection are provided by a rugged 316 stainless steel front with a 6mm thick armoured glass window and silicone gaskets. Impact and ingress protection have been independently assessed by a UKAS accredited authority.

Display backlighting which may be loop or separately powered is available as a factory fitted option. It provides green background illumination enabling

the display to be read at night or in poorly illuminated areas. When powered from the 4/20mA loop, no additional wiring is required but the indicators voltage drop is increased. Powering from a separate supply produces a slightly brighter backlight but requires additional field wiring.

Optional dual alarm outputs which can switch low power loads, such as sounders, beacons or solenoid valves, are available as a factory fitted option. The two galvanically isolated solid state outputs may be independently conditioned as high or low alarms with normally open or closed outputs. Annunciators on the display show the status of both alarms.

The scale card which shows units of measurement and tag information slides into an internal slot and can easily be changed on-site. New instruments can be supplied with the scale card printed to show customer specified information for no additional charge, if this is not requested a blank card is fitted which can easily be marked on-site.

Reliability is ensured by protection from incorrect connection and radio frequency interference. The indicator has been subjected to extensive vibration and thermal testing and is supported by a three year guarantee.

Other panel mounting models in this range include the five digit BA524G-SS-PM and the smaller 4 digit BA507E-SS and 5 digit BA527E-SS.

If flammable atmospheres are present the intrinsically safe BA304G-SS-PM has the same features as the BA504G-SS-PM with international gas and dust certification.

BA504G-SS-PM Rugged 2-wire 4/20mA 4 digit indicator

General purpose panel mounting for use in harsh environments.





- ◆ Rugged IP66 stainless steel front maintains panel enclosure's IP66 protection.
- ◆ Loop powered only 1.2V drop.
- ◆ 4 digit 34mm high display.
- ◆ Optional backlight & alarms.
- ◆ Root extractor and 16 segment lineariser.
- ◆ Easy scale card installation on-site.
- ◆ 3 year guarantee

www.beka.co.uk/ba504g???

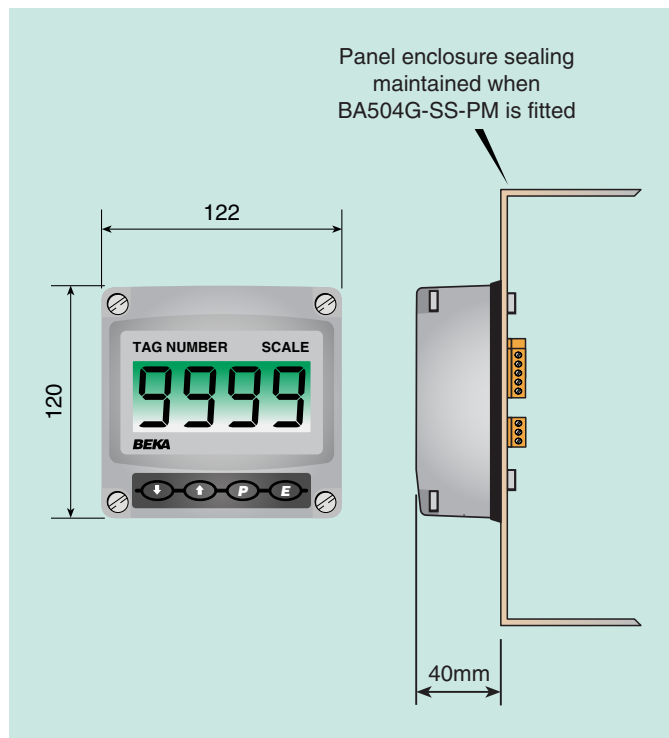
BEKA
associates

BEKA associates Ltd. Old Charlton Rd.
Hitchin, Hertfordshire, SG5 2DA, U.K.
Tel. (01462) 438301 Fax (01462) 453971
e-mail sales@beka.co.uk www.beka.co.uk

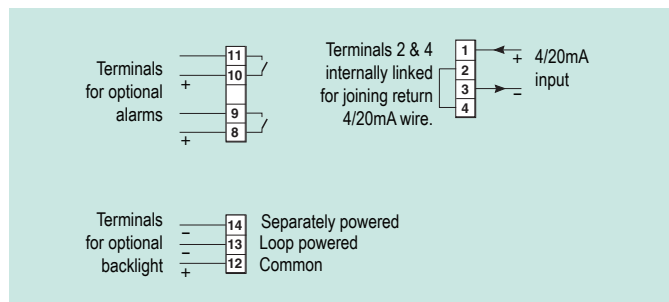
SPECIFICATION

Input	
Current	4 to 20mA
Voltage	Less than 1.2V at 20°C Less than 1.3V at -40°C Less than 5V with optional loop powered backlight.
Overrange	±200mA or ±30V will not damage the indicator.
Display	
Type	Liquid crystal, non-multiplexed 4 digits 34mm high.
Span	Adjustable between 0 & ±9999 for a 4/20mA input.
Zero	Adjustable between 0 & ±9999 with 4mA input.
Decimal point	1 of 3 positions or absent
Polarity	Automatic minus sign
Zero blanking	Blanked apart from 0 in front of decimal point.
Direction	Display may increase or decrease with increasing 4/20mA input.
Reading rate	2 per second
Overrange	9999 or -9999 with all decimal points flashing.
Push buttons	
	(Function in display mode) Shows display with 4mA input
	Shows display with 20mA input
	Displays input in mA or as a % of span, has a modified function when alarms are fitted.
	Used for tare function
Accuracy at 20°C	
Linear	±0.02% of span ±1digit
Root extracting	±16µA at input ±1 digit
Temperature effect on:	
Zero	Less than 25ppm of span/°C
Span	Less than 50ppm of span/°C
Series mode rejection	Less than 0.05% of span error for 1mA pk to pk 50 or 60Hz interference.
Environmental	
Operating temp	-40 to +70°C
Storage temp	-40 to +85°C
Humidity	To 95% at 40°C noncondensing
EMC	Complies with EMC Directive 2014/30/EU.
Mechanical	
Front of indicator	
Material	316 stainless steel
Ingress protection	IP66
Impact	7J, Window 4J
Rear	IP20
Weight	1.1kg
Terminals	Orange with screw clamp for 0.5 to 1.5mm ² cable.
Scale card	Slide-in card showing units of measurement and tag information through display window.
Accessories	
Backlight	Green, may be loop or separately powered.
Loop powered	Indicator input voltage increases to 5V
Separately powered	
V supply	11 to 30V dc
I in	35mA

DIMENSIONS (mm)



TERMINAL CONNECTIONS



Alarms	Two alarm outputs each of which may be independently configured as a high or low alarm contact with a NO or NC output.
Output	Isolated, voltage free solid state switch
V _{max}	40V dc
I _{max}	200mA
R _{on}	5Ω + 0.7V max
R _{off}	1MΩ min

HOW TO ORDER

Model number	Please specify BA504G-SS-PM
Display mode	Linear, root or lineariser*
Display at:	XXXX } Include position of decimal point & sign if negative.* XXXX }
4.000mA	
20.000mA	
Scale card marking	Legend required
Units	Legend required
Tag	
Accessories	Please specify if required
Display backlight	Backlight
Dual alarms	Alarms

* Will be set to display 0.0 at 4mA and 100.0 at 20mA with a linear display if calibration information is not supplied. Can easily be recalibrated on-site.