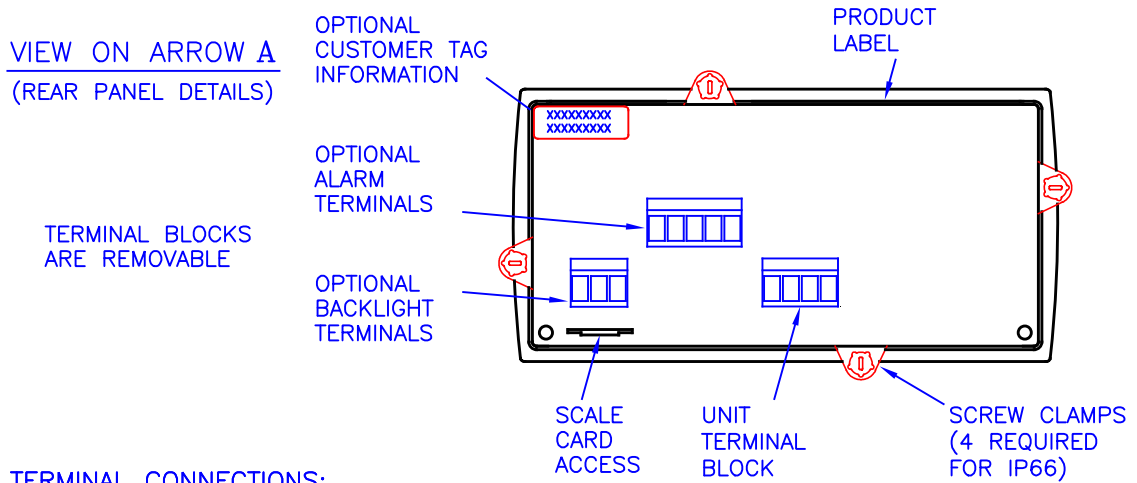
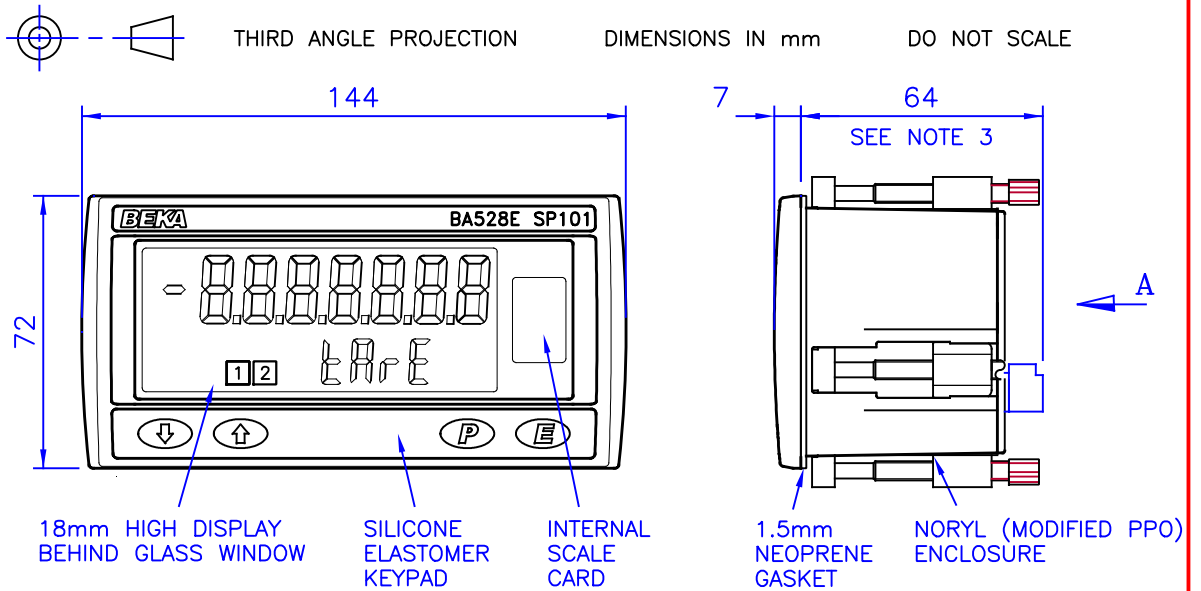


Iss.		Date		Modification		Ckd.		Appd.	
Iss.	1	12.09 2024							

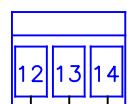
BEKA **associates**
Hitchin England
company confidential, copyright reserved.



TERMINAL CONNECTIONS:

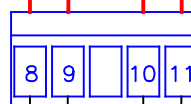
OPTION TERMINALS (WHEN OPTION FITTED):

BACKLIGHT



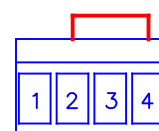
SEPARATELY POWERED
LOOP POWERED
COMMON

ALARMS



ALARM 1 ALARM 2

UNIT TERMINALS



4/20mA
TERMINALS 2 & 4 ARE INTERNALLY LINKED FOR JOINING RETURN WIRES

INSTALLATION:

- 1 INSERT UNIT INTO PANEL CUTOUT FROM FRONT.
- 2 SCREW CLAMPS ARE CLIPPED TO THE INDICATOR & TIGHTENED FROM REAR OF PANEL. RECOMMENDED TORQUE 22cNm MAX.
- 3 FOR PANELS GREATER THAN 3mm THICK ADD ADDITIONAL DEPTH FOR CLAMPS. (ie ADD PANEL THICKNESS LESS 3mm)

PANEL CUTOUT:

DIN 43 700: $138^{+1.0}_{-0}$ x $68^{+0.7}_{-0}$

FOR IP66: $136^{+0.5}_{-0}$ x $66.2^{+0.5}_{-0}$

Title CUSTOMER DRAWING for
BA528E SP101 7 DIGIT INDICATOR
IN PANEL MOUNTING ENCLOSURE

Drawn Checked Scale
Drawing No. CD528E SP101
NTS