THIRD ANGLE PROJECTION DIMENSIONS IN mm DO NOT SCALE

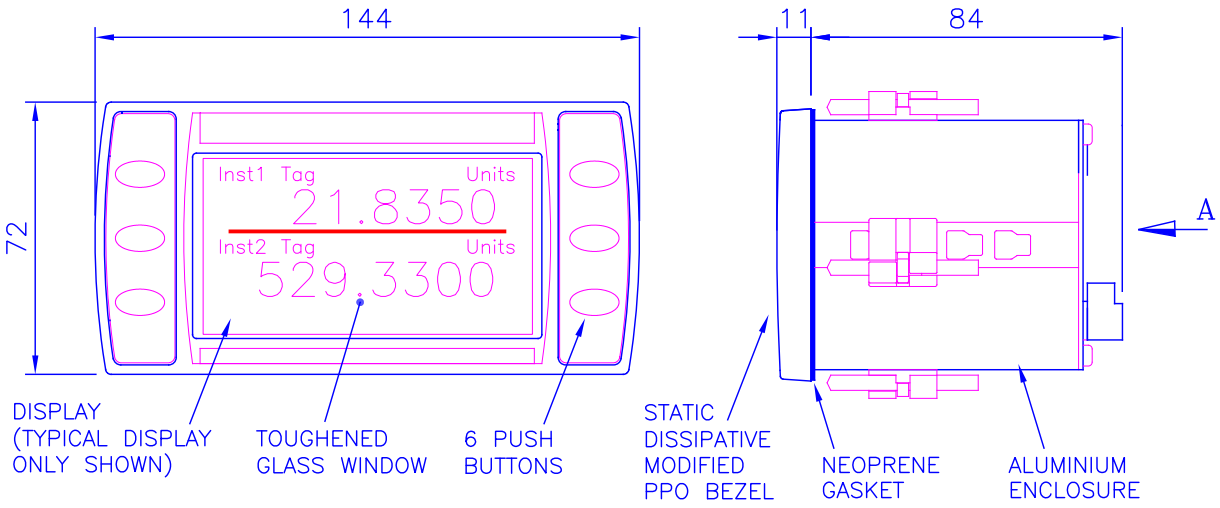

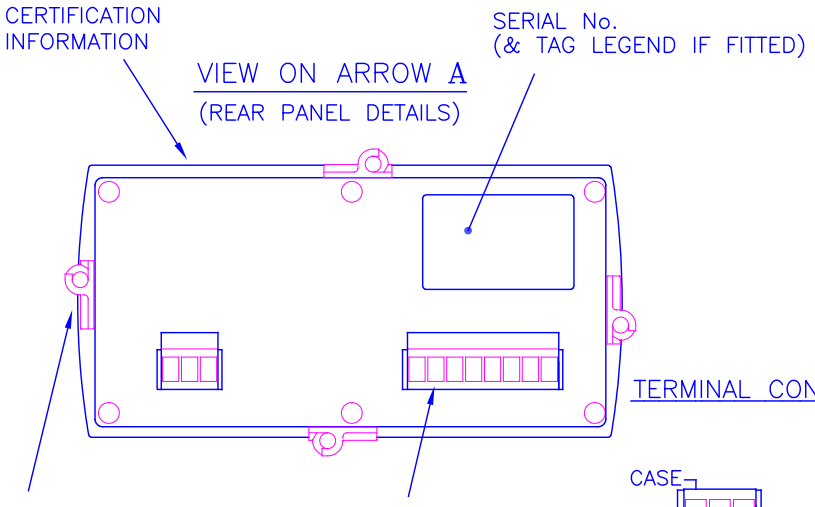

TERMINAL CONNECTIONS:

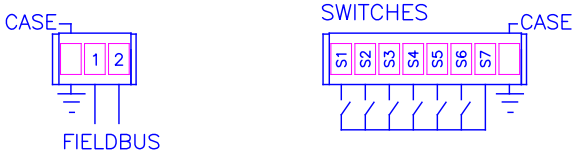

INSTALLATION:

1 INSERT UNIT INTO PANEL CUTOUT FROM FRONT.

2 SCREW CLAMPS ARE CLIPPED TO THE INDICATOR & TIGHTENED FROM REAR OF PANEL.

3 MAXIMUM RECOMMENDED TIGHTENING TORQUE 22cNm (1.95lbf.in)

PANEL CUTOUT:

DIN 43 700: $138^{+1.0}_{-0}$ x $68^{+0.7}_{-0}$

FOR IP65: $136^{+0.5}_{-0}$ x $66.2^{+0.5}_{-0}$

Iss.	Date	Modification	Ckd.	Appd.

BEKA associates Hitchin England

company confidential, copyright reserved.

Iss.	Date	Modification	Ckd.	Appd.
.	. .	.	.	.

Title: CERTIFIED CUSTOMER DRAWING for BA488CF FIELDBUS DISPLAY IN PANEL MOUNTING ENCLOSURE

Drawn	Checked	Scale
RC		NTS

Drawing No.

Sheet 1 of 2

CD488CF-01 iss1 sheet 1 of 2 24.11.04

Iss.	Date	Modification	Ckd.	Appd.
.	. .	.	.	.

BEKA associates
Hitchin England
company confidential, copyright reserved.

Iss.	Date	Modification	Ckd.	Appd.

Title

CERTIFIED CUSTOMER DRAWING for
BA488CF FIELDBUS DISPLAY
IN PANEL MOUNTING ENCLOSURE

Drawn RC
Checked
Scale NTS
Drawing No.
Sheet 2 of 2 .

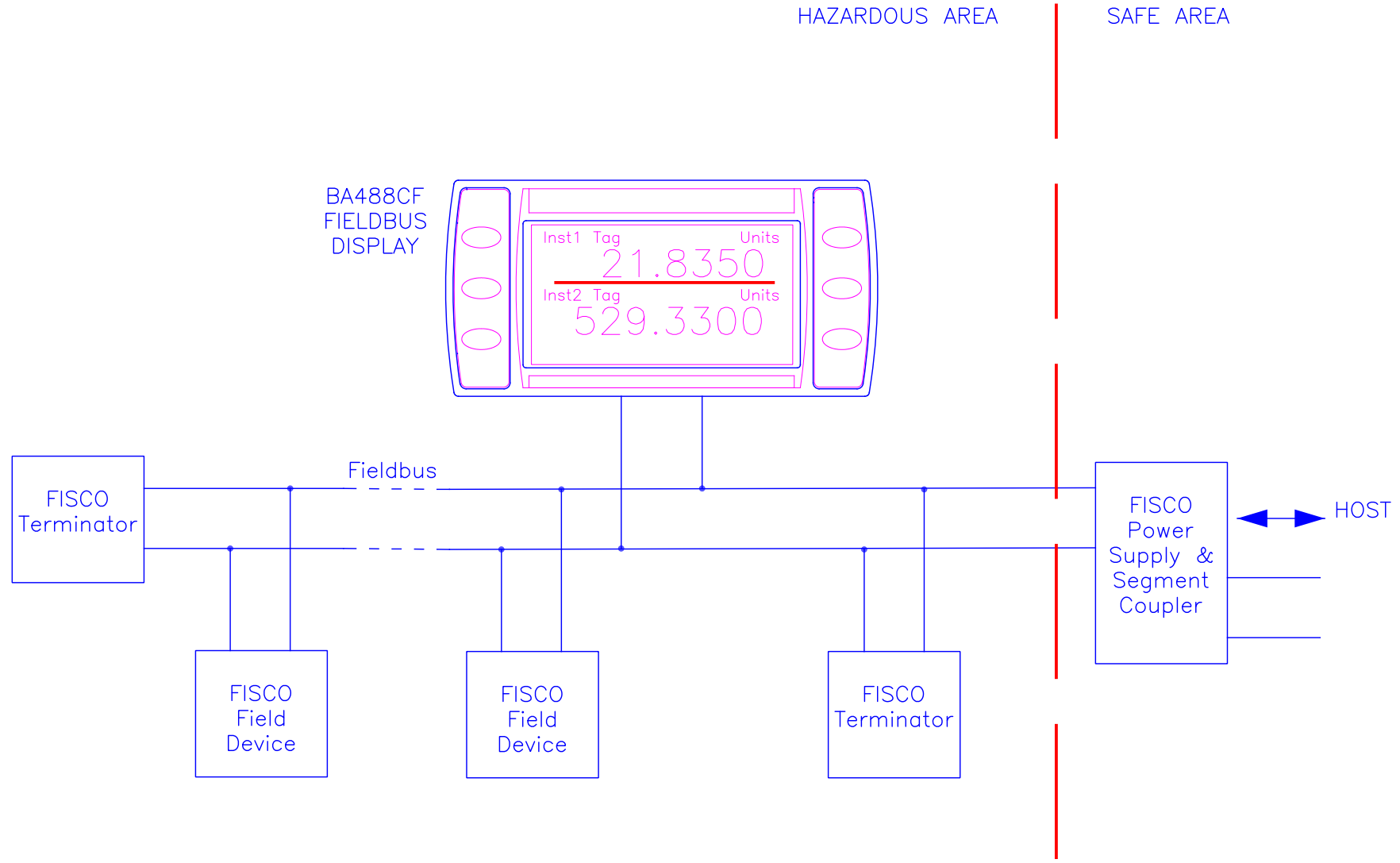

TYPICAL APPLICATION OF BA488CF IN HAZARDOUS AREA