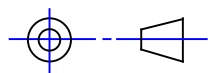


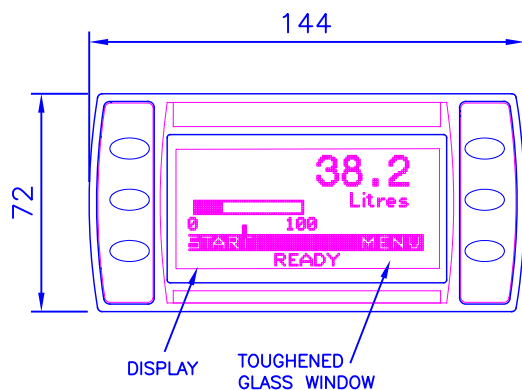
Iss.	1	Date	.	Modification	.	Ckd.		Appd.	
Iss.		Date		Modification		Ckd.		Appd.	
BEKA associates Hitchin England company confidential, copyright reserved.									



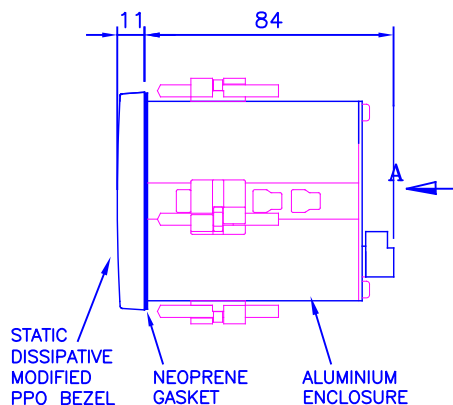
THIRD ANGLE PROJECTION

DIMENSIONS IN mm

DO NOT SCALE



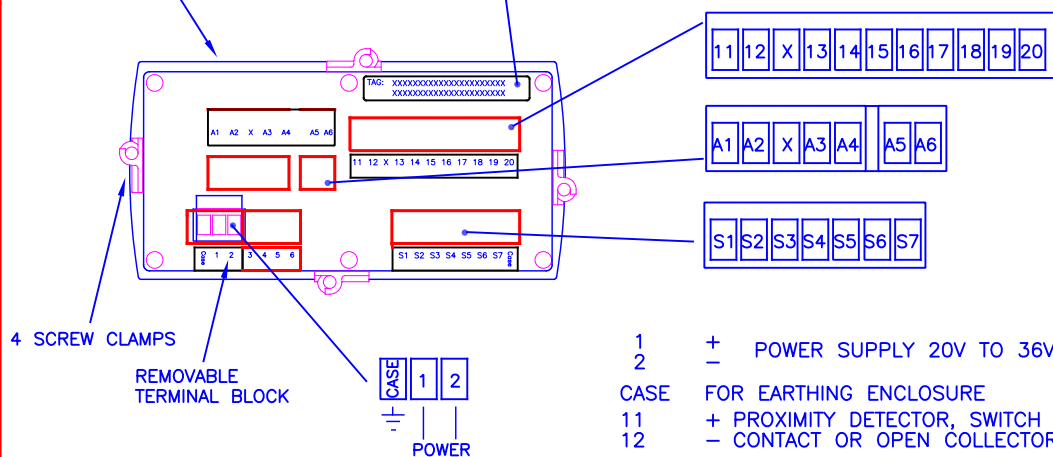
DISPLAY

TOUGHENED
GLASS WINDOWSTATIC
DISSIPATIVE
MODIFIED
PPO BEZELNEOPRENE
GASKETALUMINIUM
ENCLOSURE

PRODUCT INFORMATION
VIEW ON ARROW A
(REAR PANEL DETAILS)

SERIAL No.
(& TAG LEGEND
IF FITTED)

TERMINAL CONNECTIONS:

**INSTALLATION:**

- 1 INSERT UNIT INTO PANEL CUTOUT FROM FRONT.
- 2 SCREW CLAMPS ARE CLIPPED TO THE INDICATOR & TIGHTENED ON REAR OF PANEL.
- 3 MAXIMUM RECOMMENDED TIGHTENING TORQUE

PANEL CUTOUT:

$$\text{DIN 43 700: } 138^{+1.0}_{-0} \times 68^{+0.7}_{-0}$$

$$\text{FOR IP65: } 136^{+0.5}_{-0} \times 66.2^{+0.5}_{-0}$$

1	+	POWER SUPPLY 20V TO 36V	
2	-		
CASE		FOR EARTHING ENCLOSURE	
11	+	PROXIMITY DETECTOR, SWITCH	INPUT A
12	-	CONTACT OR OPEN COLLECTOR	
13	+	HIGH VOLTAGE	INPUT B
14	+	LOW VOLTAGE	
15		mV MAGNETIC PICK OFF	
16		COMMON FOR INPUT 2	EXTERNAL LINKS
17		4/20mA	
18		COMMON FOR LINKS	
19		CONFIGURE SECURITY LINK	EXTERNAL SWITCHES
20		INHIBIT INPUT LINK	
S1		START	
S2		STOP	EXTERNAL SWITCHES
S3		RESET	
S4		MENU	
S5		DO NOT USE	EXTERNAL SWITCHES
S6		DO NOT USE	
S7		COMMON FOR SWITCHES	
A1	+	CONTROL 1	OUTPUTS 2 & 3 MAY EACH BE CONFIGURED TO HAVE ONE OF SIX FUNCTIONS
A2	-		
A3	+	OUTPUT 2	
A4	-		
A5	+	OUTPUT 3	OUTPUTS 2 & 3 MAY EACH BE CONFIGURED TO HAVE ONE OF SIX FUNCTIONS
A6	-		

Title
CUSTOMER DRAWING for BA458C
FLOW BATCH CONTROLLER
IN PANEL MOUNTING ENCLOSURE

Drawn
RH

Checked

Scale
NTS

Drawing No.
Sheet 1 of 2

Iss.	Date	Modification	Ckd.	Appd.	Iss.	Date	Modification	Ckd.	Appd.
1	.	.							
<div><div>BEKA</div><div>associates</div><div>Hitchin England</div><div>company confidential, copyright reserved.</div></div>									

