

The BA454D is an intrinsically safe, second generation batch controller based on the successful BA350B. This field mounting controller is ideal for accurately dispensing liquids, solids or components in a hazardous area and despite its sophisticated control functions, it is easy to use and configure. Carefully designed display screens annotated in English, French, or German, lead the user intuitively through the available options. The BA454D accepts a pulse or 4/20mA analogue input and incorporates a square root extractor and sixteen point lineariser allowing use with almost any flowmeter or sensor. Separate total and rate scaling factors enable the dispensed quantity and the rate of dispensing to be displayed in the same or in different engineering units.

Single or two-stage control can be performed by the BA454D with a third output available to control an additional valve or pump. To ensure maximum accuracy, overrun compensation may be selected to automatically minimise batching errors caused by actuator delays.

The backlit display is readable in all lighting conditions. The user screen may be selected so that the operator is only presented with essential process information. Variables that may be displayed include dispensed quantity, batch setpoint, rate of dispensing and controller status. Most of the standard display screens also include a bargraph showing batch progress. A record of total product dispensed is maintained as a grand total together with a history of the last ten batches.

Up to nine setpoints may be pre-entered and selected by the operator when required. To simplify selection, each setpoint may be identified by a plain language name having up to sixteen alphanumeric characters.

The three isolated outputs are individually configured as control or status outputs. If more are required, a factory fitted option provides three additional identical isolated outputs.

Front panel push buttons allow the operator to start and stop the batch and to reset the controller at the end of each cycle. For applications where large or remote push buttons are required, control may be transferred to external switches with or without inhibiting the front panel controls.

Counting may be inhibited during a batch by closing an external contact. Thus product may be re-cycled whilst being heated, or the batching system may be purged without affecting the quantity dispensed.

Selectable automatic restart causes the BA454D batch controller to execute the batching operation a pre-set number of times. The delay between batches may be set between 1 second and 24 hours, thus enabling the controller to perform regular dosing and sampling operations.

ATEX certification permits the BA454D to be installed in gas and dust hazardous areas. The magnetic pick-off, voltage pulse and 4/20mA inputs comply with the requirements for simple apparatus, allowing direct connection to most certified flowmeters. Switch contacts and a wide range of certified proximity detectors may also be directly connected to the BA454D. All three control outputs are galvanically isolated and certified as separate intrinsically safe circuits with output parameters complying with the requirements for simple apparatus. This allows most certified hazardous area loads such as valves, lamps, and sounders to be controlled, or the output may be transferred to the safe area via a wide range of Zener barriers or galvanic isolators. For use in the USA and Canada the BA454D has FM and cFM intrinsic safety and nonincendive approval.

Controller configuration may be performed via the front panel push buttons or optional external switches. To prevent accidental or unauthorised adjustment, access to the configuration menus is restricted by an external security link and an optional user definable four digit security code.

The GRP enclosure has stainless steel fittings, neoprene gaskets and an armoured glass window. The robust construction provides IP66 protection which has been independently assessed by ITS – report available. A separate terminal compartment allows the instrument to be installed and terminated without exposing the electronic assembly. To further simplify field wiring and subsequent inspection, the terminal cable entries and clamping screws are both forward facing.

BA454D

Flow batch controller

Intrinsically safe for use in gas and dust hazardous areas

- ◆ Easy to use
- ◆ Intrinsically safe
 - ATEX gas
 - or ATEX gas & dust
 - or FM, cFM & ATEX gas
- ◆ High contrast display with backlight
- ◆ Pulse or 4/20mA inputs
- ◆ 3 or 6 outputs
- ◆ 9 selectable batch setpoints
- ◆ IP66 field mounting GRP enclosure with separate terminal compartment

- ◆ 3 year guarantee



BEKA associates

BEKA associates Ltd. Old Charlton Rd. Hitchin, Hertfordshire, SG5 2DA, U.K. Tel. (01462) 438301 Fax (01462) 453971 e-mail sales@beka.co.uk www.beka.co.uk

SPECIFICATION

Power supply

Voltage	Must be powered via a Zener barrier or galvanic isolator, 11V min required between terminals 1 and 2.
Current	33 mA typical when powered from 24V via 28V 300Ω Zener barrier

Pulse inputs

Switch contact	Linear or via 16 point lineariser
Closed	Less than 100Ω
Open	Greater than 1kΩ

Proximity detector 2-wire NAMUR

Magnetic pick-off 40mV peak to peak min

Voltage pulse (low)

Low	Less than 1V
High	Greater than 3V; 30V max.

Voltage pulse (high)

Low	Less than 3V
High	Greater than 10V; 30V max.

Open collector

Closed	Less than 2kΩ
Open	Greater than 10kΩ

Frequency

Switch contact	100Hz maximum
All other pulse I/P	5kHz maximum

4/20mA input

Voltage drop	Linear or root extracting
Accuracy at 20°C	0.6V at 20mA
Linear	0.3 % of span
Root extracting	±16 µA at input ±0.3 % of span

Frequency	2Hz maximum
Temperature effect	Less than 0.025%/°C

Inhibit

Linking terminals 18 & 20 prevents input signal being counted.

Display

Size	86.5 mm x 45 mm LCD
Backlight	Green

6 selectable operator screens showing combinations of:

Batch controller status
Quantity dispensed
Batch setpoint
Rate of dispensing
Status of control outputs

Outputs

Three galvanically isolated solid state dc switches.

On	Less than 5Ω + 0.7V
Off	Greater than 1MΩ
IS parameters	Ui=28V; Ii=200mA; Pi=0.85W
Switching time	0.2s max

Control 1 Closes when start button is operated and opens when dispensed quantity equals the batch setpoint.

Outputs 2 & 3 may be configured as:

Control 2 or Control 3 (parameters for each are separately adjustable)
Closes a pre-set time after Control 1 closes and open a pre-set dispensed quantity before the dispensed quantity equals the batch setpoint.

Flow alarm
Closes when the rate of dispensing falls below a pre-set value. Also causes batch controller to pause.

Reset status
Closes when controller is reset and opens when batch is started.

Batch status
Opens when batch is started and closes when batch is complete.

Pulse output
Scaled number of pulses proportional to quantity dispensed. Frequency 4 Hz max.

Front panel push buttons

(Control may be transferred to external switches with or without disabling the front panel push buttons.)

Start	Energises Control 1
Stop	During a batch de-energises Control 1, 2 & 3 causing the batch to pause.
Reset	Resets the batch display to zero or to the batch setpoint if the controller is counting down.
Menu	Provides access to four functions if they are enabled: Select pre-entered batch setpoint Adjust batch setpoint View size of last 10 batches Configuration menu

Security

Operator menu	May be protected by an optional four digit code.
Configuration menus	Protected by external link or switch, plus optional four digit code.

Intrinsic safety

Europe ATEX

Code	Group II Category 1G, Ex ia IIC T5 Tamb = -40 to 60°C
or	Group II Category 1GD, T80°C IP66 Ex ia IIC T5 Tamb = -20 to 60°C
Cert. No.	ITS03ATEX21378
System	Ex03E21380 & Ex03E21381
Location	Gas Zone 0, 1 or 2: Dust Zone 20, 21 or 22

Dust option, see How to order

USA FM

Standard	3610 Entity
Code	CL I, II, III; Div 1 GP A, B, C, D, E, F & G T4; Ta = 60°C
Standard	3611 Nonincendive
Code	CL I, II, III; Div 2 GP A, B, C, D, E, F & G T4; Ta = 60°C

File 3033262

Canada cFM

File 3033262C

Environmental

Operating temp	-20 to 60°C (ATEX gas certification -40 to 60°C)
Storage temp	-40 to 85°C
Humidity	To 95% @ 40°C
Enclosure	IP66
EMC	In accordance with EU Directive 2004/108/EC
Immunity	No error for 10V/m field strength between 150kHz and 1GHz.
Emissions	Complies with the requirements for Class B equipment.

Mechanical

Terminals	See page 147 for enclosure & terminal details. Screw clamp for 0.5 to 1.5mm ² cable. See page 119.
Weight	1.6 kg

Accessories

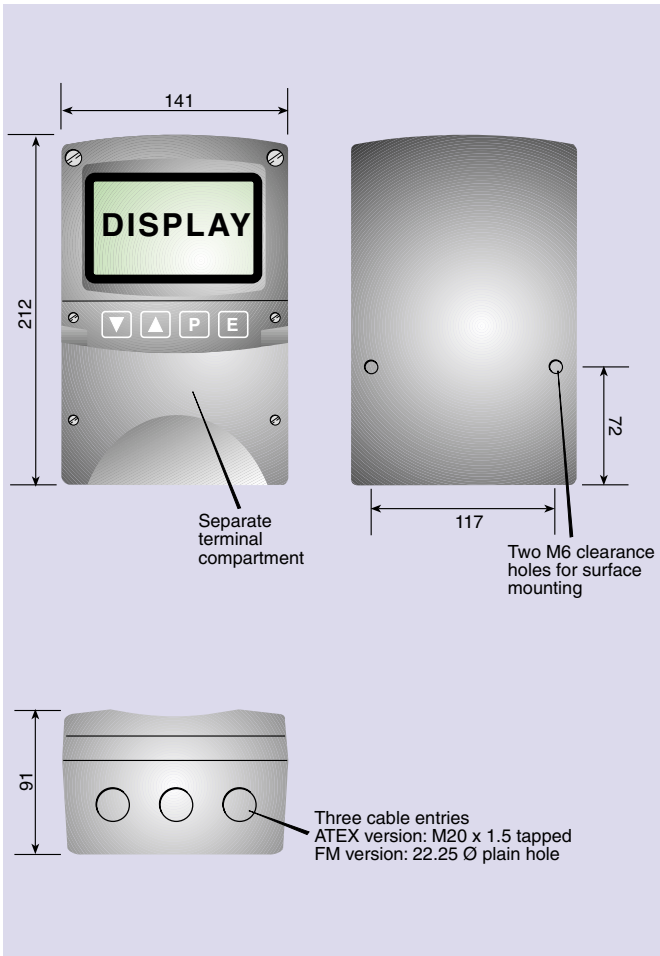
Additional outputs	Three programmable outputs having the same specification as outputs 2 & 3.
Stainless legend plate	Stainless steel plate secured to front of instrument etched with tagging or applicational information.
Pipe mounting kit	BA392D or BA393

HOW TO ORDER

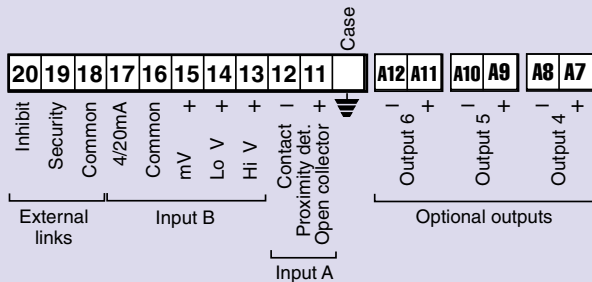
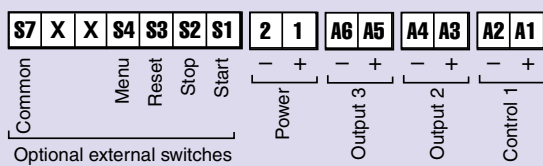
	Please specify
Model number	BA454D
Certification	ATEX gas ATEX gas & dust FM, cFM & ATEX gas
	or
	or
Accessories	Please specify if required
Outputs 4, 5 & 6	Additional 3 outputs
Stainless legend plate	Legend required
Pipe mounting kit	BA392D or BA393

BA454D & BA654D Case and terminal information

DIMENSIONS (mm)



TERMINAL CONNECTIONS



'X' Do not use

TERMINAL DESCRIPTIONS

1	+	Power supply	
2	-		
Case		For earthing the enclosure	
11	+	Proximity detector, switch contact or open collector	Input A
12	-		
13	+	High voltage Low voltage mV (Magnetic pick-off) Common for input 2 4/20mA	Input B
14	+		
15			
16	-		
17	+		
18		Common for links Configure security link Inhibit input link	Externals Links
19			
20			
S1		Start Stop Reset Menu Do not use Do not use Common for switches	External Switches
S2			
S3			
S4			
S5			
S6			
S7			
A1	+	Control 1	Outputs 2 and 3 may each be configured to have one of six functions
A2	-		
A3	+	Output 2	
A4	-		
A5	+	Output 3	
A6	-		
A7	+	Output 4	
A8	-		
A9	+	Output 5	
A10	-		
A11	+	Output 6	
A12	-		

Note:

BA654D: Control 1, Output 2 and Output 3 are relay contacts which are not polarised