

The **BA386** is an intrinsically safe field mounting beacon which produces a bright flashing warning signal in a hazardous area. This beacon is significantly less expensive than the traditional Xenon devices, although it has a similar light output, flashes more frequently and is available in five different colours.

The **beacon** may be used alone, or in conjunction with a BEKA intrinsically safe sounder. The high efficiency of the BA386 enables the beacon and the sounder to be powered from a common Zener barrier or galvanic isolator. In combined systems this eliminates one barrier or isolator and associated wiring, thus simplifying the installation and further reducing cost.

**Alarm accept** is another unique feature of the BA386 which in combined systems enables the sounder to be silenced for a pre-set time leaving the beacon flashing twice per second. The alarm is accepted by momentarily closing a pair of external contacts, such as a push-button which may be located in the hazardous or the safe area. The sounder silence time may be pre-set for between 1 and 30 minutes.

**Main application** of the BA386 beacon is to provide a visible warning in a noisy hazardous process area where a sounder is not easily identified. The beacon may be powered from a wide variety of Zener barriers or galvanic isolators and may be controlled by any contact or dc supply in the safe area. It may also be switched in the hazardous area by an intrinsically safe relay or any equipment with an intrinsically safe output such as the alarm output of a BEKA indicator or totaliser.

When the **BA386 beacon** is used in conjunction with a BEKA intrinsically safe sounder it forms a combined audio visual alarm with integral sounder silence facilities. It is ideal where an operator needs to be advised that an alarm condition has occurred, but wishes to silence the intrusive audible warning. If the alarm condition is not corrected during the silence period, the sounder will be re-activated when the pre-set silence time has expired.

**ATEX intrinsic safety** certification permits installation in Zones 0, 1 or 2. The supply terminals comply with the requirements for simple apparatus allowing the beacon to be controlled by a wide variety of certified intrinsically safe circuits.

The **flame retardant enclosure** provides IP56 protection and is suitable for external mounting in sheltered locations. Cable entry is via 20mm untapped holes in the sides of the enclosure and there is a 'knock-out' in the rear for an additional entry.

When used with a BEKA BR385 sounder, the beacon may be mounted onto the base of the sounder to form a combined assembly, or may be mounted separately.


**Reliability is ensured** by an ISO9001 approved quality control system supported by a three year guarantee. The BA386 is protected from input overloads and reverse connection and complies with the European EMC Directive.

# BA386

## LED flashing beacon

*Intrinsically safe for use in all hazardous gas areas*

- ◆ Intrinsically safe ATEX & FM certification
- ◆ Red, amber, green blue & white models
- ◆ Two double flashes per second
- ◆ Will power BEKA intrinsically safe sounder
- ◆ Incorporates alarm accept function to silence sounder for user adjustable time
- ◆ 3 year guarantee



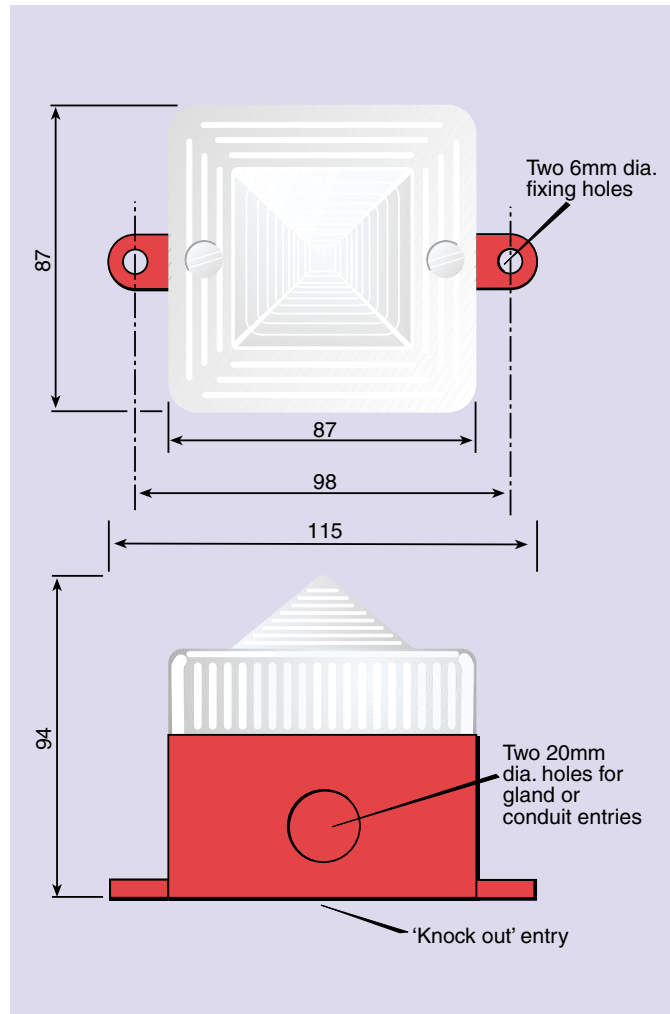
# BEKA associates

BEKA associates Ltd. Old Charlton Rd. Hitchin, Hertfordshire, SG5 2DA, U.K. Tel. (01462) 438301 Fax (01462) 453971 e-mail sales@beka.co.uk www.beka.co.uk

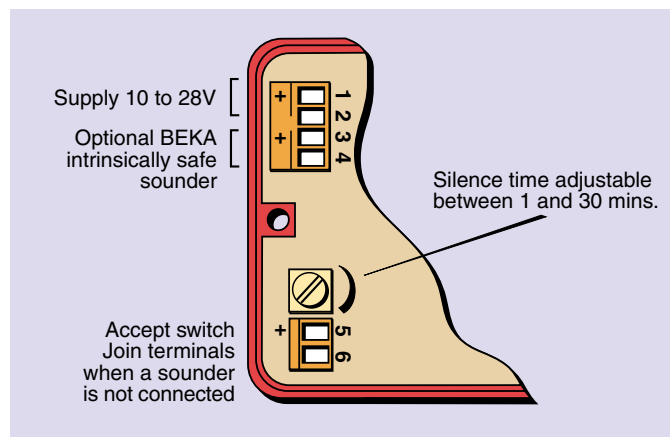
## SPECIFICATION

<b>Power supply</b>													
Voltage	10 to 28V (across terminals 1 & 2) Not damaged by temporary connection to the supply without a Zener barrier or galvanic isolator in circuit.												
Current	When powered from 24V supply via 28V 93mA Zener barrier. Alone 25mA typical With BR385 sounder 40mA typical												
<b>Output</b>													
Brightness	Equivalent to 0.5 Joule xenon beacon												
Frequency													
Alone	2Hz (2 double flashes per second)												
With BR385 sounder on silenced (alarm accepted)	1Hz (1 double flash per second) 2Hz (2 double flashes per second)												
Sounder output	Reduced by typically 2dB when used with beacon.												
Response													
On time	First flash within 2 seconds of supply being connected.												
Off time	Last flash less than 5 seconds after supply is removed.												
Repeat alarm	To guarantee alarm accept status, supply should not be reconnected within 5 seconds of disconnection.												
<b>Intrinsic safety</b>													
<b>Europe ATEX</b>													
Standard Code	EN50020:1994 Group II Category 1G EEx ia IIC T4 ITS02ATEX2006												
Cert. No.	Ex02E2007 IIC system Ex02E2008 IIC system Ex02E2011 IIB system Ex02E2012 IIB system												
	For use alone or with BA385 sounder												
Installation	May be powered from any certified Zener barrier or galvanic isolator whose output parameters do not exceed:												
	<table border="0"> <tr> <td></td> <td><b>Alone</b></td> <td><b>With BR385</b></td> </tr> <tr> <td>U<sub>o</sub></td> <td>28Vdc</td> <td>28Vdc</td> </tr> <tr> <td>I<sub>o</sub></td> <td>110mA</td> <td>93mA</td> </tr> <tr> <td>P<sub>o</sub></td> <td>0.8W</td> <td>0.66W</td> </tr> </table>		<b>Alone</b>	<b>With BR385</b>	U <sub>o</sub>	28Vdc	28Vdc	I <sub>o</sub>	110mA	93mA	P <sub>o</sub>	0.8W	0.66W
	<b>Alone</b>	<b>With BR385</b>											
U <sub>o</sub>	28Vdc	28Vdc											
I <sub>o</sub>	110mA	93mA											
P <sub>o</sub>	0.8W	0.66W											
Location	Zone 0, 1 or 2												
Accept input terminals 5 & 6	May be connected to any mechanically activated switch having IP20 protection which is capable of withstanding an ac test voltage of 500Vrms to earth for one minute												
<b>USA FM</b>	<i>Does not include use with BR385 sounder</i>												
Standard Code	3610 Entity												
Alone or with BA385-IIC sounder	CL.1, Div. 1, Gp. A, B, C and D												
With BA385-IIB sounder	CL.1, Div. 1, Gp. C and D												
Temperature code	T4 at 60°C												
File No	3014996												
Standard	3611 Nonincendive.												
Code													
Alone or with BA385-IIC sounder	CL.1, Div. 2, Gp. A, B, C and D												
With BA385-IIB sounder	CL.1, Div. 2, Gp. C and D												
Temperature code	T4 at 60°C												
File No	3014996												
<b>Environmental</b>													
Operating temp	-20 to +60°C (certified for use at -40°C)												
Storage temp	-40 to +85°C												
Humidity	To 95% @ 40°C												
Enclosure	IP56												
<b>Mechanical</b>													
Terminals	Removable with screw clamp for 0.5 to 1.5mm <sup>2</sup> cable.												
Weight	0.4kg												
<b>Accessories</b>													
Tag strip	Thermally printed tag strip secured by screws.												
Combining kit	Gasket and conduit fitting for mounting BA386 beacon onto bottom of BR385 sounder.												

## DIMENSIONS (mm)



## TERMINAL CONNECTIONS



## HOW TO ORDER

Colour  
Red  
Amber  
Green  
Blue  
White

**Please specify**  
Model number  
BA386R  
BA386A  
BA386G  
BA386B  
BA386W

**Accessories**  
Tag strip  
Combining kit for joining beacon & BR385 sounder. \*

**Please specify if required**  
Legend  
Combining kit

\*Supplied free of charge on request when sounder and beacon are purchased at the same time